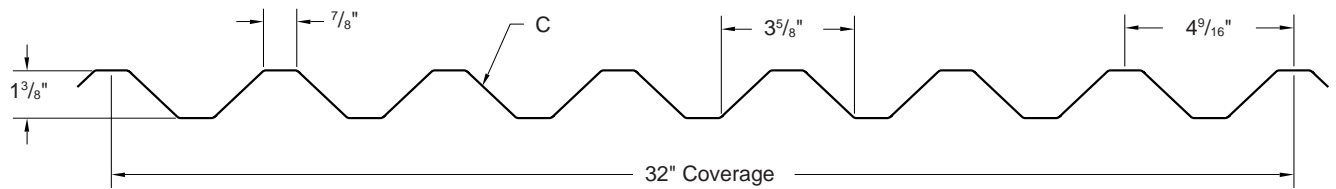


V-LINE 32



ARCHITECTURAL
COMMERCIAL
INDUSTRIAL
PANEL

DIRECT
FASTEN

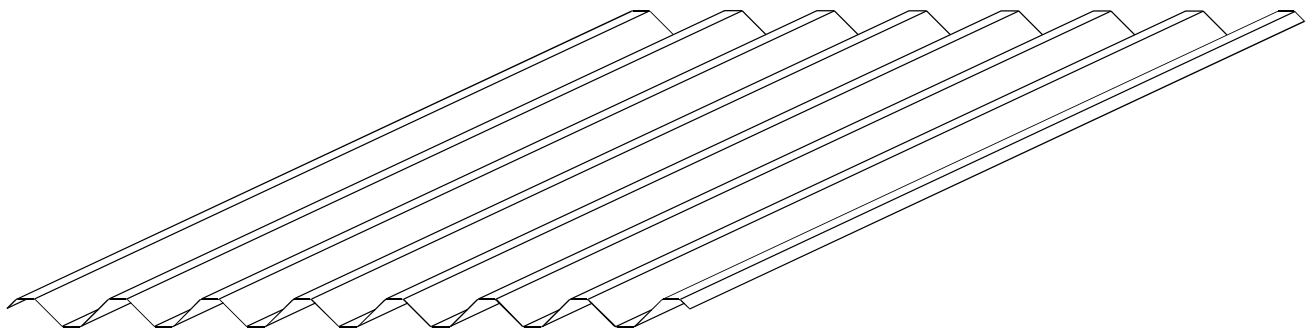
32"
COVERAGE

MINIMUM
1:12 SLOPE

OPEN FRAMING OR
SOLID SUBSTRATE

PANEL OVERVIEW

- ▶ Finishes: Kynar 500 (PVDF), MS Colorfast45[®], and Acrylic Coated Galvalume[®]
- ▶ Gauges: 26ga and 24ga standard, and 22ga optional
- ▶ 32" panel coverage, 1³/₈" rib height
- ▶ Trapezoidal rib on 4⁹/₁₆" centers
- ▶ Applies over open framing or solid substrate
- ▶ Exposed fastened industrial panel
- ▶ Minimum roof slope: 1:12



TESTING

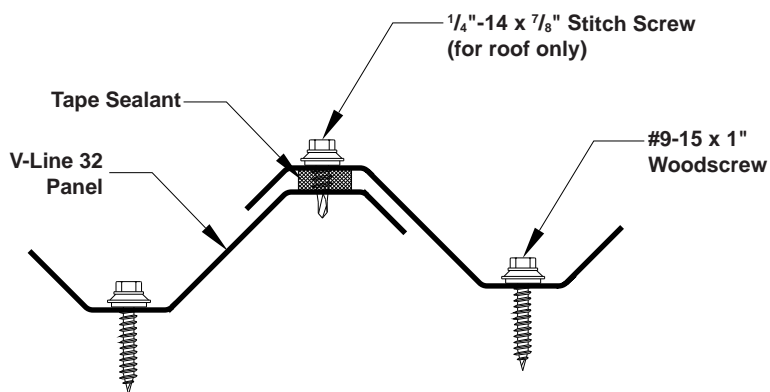
- ▶ UL 2218, Class 4 Impact Resistance
- ▶ UL 790, Class A Fire Resistance Rating
- ▶ UL 580, Class 90 Wind Uplift Construction Number 187

metal sales
manufacturing corporation

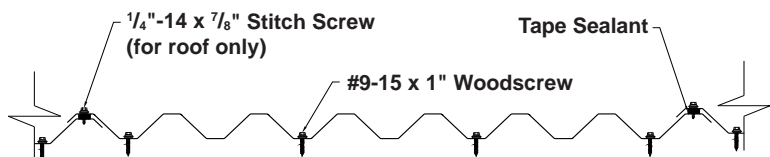


V-LINE 32

ATTACHMENT DETAIL



FASTENING PATTERN



GENERAL INFORMATION

► Slope

The minimum recommended slope for V-Line 32 roofing panel is 1:12. Metal Sales recommends that in all roof applications sealants be used on all sidelaps with a stitch screw 1'-0" on center

► Substructure

V-Line 32 is designed to be utilized over open structural framing or a solid substrate. To avoid panel distortion use a properly aligned and uniform substructure.

► Coverage

V-Line 32 is available in 1 3/8" rib height with a coverage width of 32".

► Length

Minimum factory cut length is 5'-0". Maximum recommended panel length is 45'-0". Longer panels require additional consideration in packaging, shipping, and erection. Please consult Metal Sales for recommendations.

► Fasteners

The fastener selection guide should be consulted for choosing the proper fastener for specific applications. Quantity and type of fastener must meet necessary loading and code requirements.

NOTE: All panels are subject to surface distortion due to improperly applied fasteners. Overdriven fasteners will cause stress and induce oil canning across the face of the panel at or near the point of attachment.

► Availability

*Finishes: Acrylic Coated Galvalume®, MS Colorfast45®, or various Kynar 500 (PVDF) colors.
Gauges: 24ga, 26ga standard and 22ga optional.*

SECTION PROPERTIES

ALLOWABLE UNIFORM LIVE LOADS PSF (3 or More Equal Spans)

Ga.	Width (in.)	Yield KSI	Weight PSF	Top in Compression		Bottom in Compression		Inward (Gravity / Deflection) Load						Outward Uplift (Stress) Load					
				Ixx In ⁴ /ft	Sxx In ³ /ft	Ixx In ⁴ /ft	Sxx In ³ /ft	5'	6'	7'	8'	9'	10'	5'	6'	7'	8'	9'	10'
26	32"	60	0.91	0.0619	0.0847	0.0619	0.0833	70	52	33	22	16	11	71	53	33	22	16	11
24	32"	50	1.20	0.0870	0.1217	0.0874	0.1209	102	70	44	29	21	15	103	70	44	29	21	15
22	32"	50	1.57	0.1163	0.1623	0.1200	0.1683	147	92	58	39	27	20	143	92	58	39	27	20

- Theoretical section properties have been calculated per AISI 2001 "Specification for the Design of Cold-formed Steel Structural Members." Ixx and Sxx are effective section properties for deflection and bending.
- Allowable load is calculated in accordance with AISI 2001 specifications considering bending, shear, combined bending and shear, deflection. Allowable load considers the worst case of 3 and 4 equal span conditions. Allowable load does not address web crippling or fasteners/support connection and panel weight is not considered.
- Deflection consideration is limited by a maximum deflection ratio of L/180 of span.
- Allowable loads do not include a 1/3 stress increase in uplift.



Kent, WA (800) 431-3470
 Temple, TX (800) 543-4415
 Longmont, CO (800) 289-7663
 Antioch, TN (800) 251-8508
 Woodland, CA (800) 759-6019
 Rogers, MN (800) 328-9316
 Spokane, WA (800) 572-6565

Jefferson, OH (800) 321-5833
 Rock Island, IL (800) 747-1206
 Sellersburg, IN (800) 999-7777
 Jacksonville, FL (800) 394-4419
 Orwigsburg, PA (800) 544-2577
 Independence, MO (800) 747-0012
 Fontana, CA (800) 782-7953

Anchorage, AK (866) 640-7663
 Bay City, MI (888) 777-7640
 Detroit Lakes, MN (888) 594-1394
 Mocksville, NC (800) 228-6119