



# TITAN<sup>®</sup> STANDING SEAM METAL ROOFING PANEL **SLZ-1000**

**ENERGY EFFICIENCY WITH STYLE & DURABILITY**



METAL ROOFING FOR RESIDENTIAL AND  
COMMERCIAL APPLICATIONS.



Featuring the **TITAN<sup>®</sup> Cool Roof** Reflective Paint  
System. Available in over 25 **ULTRA-Cool<sup>®</sup>** colors

Call 1-800-826-7813 [www.custombiltmetals.com](http://www.custombiltmetals.com)

**CUSTOM-BILT  
METALS<sup>®</sup>**

**LAST-TIME<sup>®</sup>** Brand Products  
Since 1974





# SLZ-1000

# TITAN<sup>®</sup> STANDING SEAM PANEL

	Seam Height	Standard Panel Widths	Minimum Slope	Curved Panel Option	Seam Sealant Option	Weather Tightness Warranty Availability	Spaced Purlin Application	RATED UL 580-Class 90	TESTED ASTM E-1592	TESTED ASTM E-1680, E-1646
CB-2000 Mechanical Seam	2 inch	14", 18"	1/2" in 12"	●	●	●	●	●	●	●
CB-150 Mechanical Seam	1 1/2"	12", 16"	1" in 12"	●	●	●	●	●	●	●
CB-100 Mechanical Seam	1 inch	13", 17"	1" in 12"	○	○	○	○	○	○	○
SL-1750 Snap Lock	1 3/4"	14", 18"	3" in 12"	○	●	●	●	●	●	●
SL-100 Snap Lock	1 inch	12", 16"	3" in 12"	○	○	○	○	○	●	○
SLZ-1000 Snap Lock	1 inch	13", 17"	3" in 12"	○	○	○	○	○	●	○
CS-100 Cap Seam	1 inch	14 1/2", 18 1/2"	3" in 12"	●	○	○	○	●	○	●
WS-100 Wall & Soffit	1 inch	12"	NA	○	○	○	○	NA	NA	○

Product availability varies in each location.

● YES ○ NO



### MATERIALS:

Prefinished or Bare Zincalume/Galvalume or G-90 Galvanized Steel in 24 & 26 gauge Copper-16oz. or 20oz.(non-standard) Prefinished Aluminum in .032 Thickness.

### PAINT AND COLOR:


Titan Cool Roof Reflective Paint utilizing BASF and Kynar 500 technology in 25 colors. See architectural color selection chart, and request an actual metal sample for final paint and color selection.

### SPECIFICATIONS:

Self-locking standing seams 1" high with a panel width of 13" or 17" (Other widths available as non-standard).

### RECOMMENDED OPTIONS:

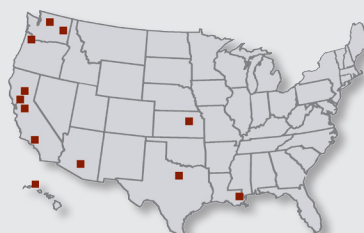
Stiffening ribs or striations



SLZ-1000 AFTER LOCKING

### CUSTOM-BILT METALS LOCATIONS

Kent, WA (253) 872-7330	Phoenix, AZ (602) 484-7015	New Orleans, LA (504) 838-9344
Chino, CA (909) 664-1550	Hayward, CA (800) 537-6040	San Jose, CA (800) 537-6040
W. Sacramento, CA (916) 372-3706	Spokane, WA (509) 533-1703	Emporia, KS (620) 342-0000
Portland, OR (503) 256-3328	Honolulu, HI (808) 845-1806	Mesquite, TX (214) 664-4161



**CALL 1-800-826-7813**

for the closest sales representative.

To contact our Corporate Office in Chino, CA Call: (909) 664-1500



### COMPARE PANEL FEATURES

The adjacent chart allows you to compare the various features, options and benefits of different standing seam metal panel systems. Select the seam height, panel width, options, locking system, gauge and engineering suited best for your job.

### CLASSIC STYLING

Standing Seam metal roofing is one of the oldest and most practical roofing solutions. It's classic look enhances the roofline of virtually all architecture styles. It produces dramatic shadow lines that run continuously from ridge to eave accenting the pitch and plane of every roof angle. Panels may be roll formed at your jobsite or in our factories.

### LAST-TIME DURABILITY.

The SLZ-1000 is available in 25 colors featuring TITAN<sup>®</sup> COOL ROOF Reflective paint system. This system offers an incredible 35 year no fade warranty.

### TITAN<sup>®</sup> COOL ROOF

Our reflective paint features BASF<sup>®</sup> and KYNAR<sup>®</sup> 500 reflective pigmentation technology to deliver highly efficient cooling performance. Testing data supports reflectivity of up to 60% of the heat from the sun and energy savings of up to 20%. Now you can have darker roof colors and still enjoy energy savings.

For complete guide specifications and installation details, visit our website.

[www.custombiltmetals.com](http://www.custombiltmetals.com)

## CUSTOM-BILT METALS<sup>®</sup>

LAST-TIME<sup>®</sup> Brand Products  
Since 1974