

Select Seam®

Featuring

Zincalume® For Twice the Life!

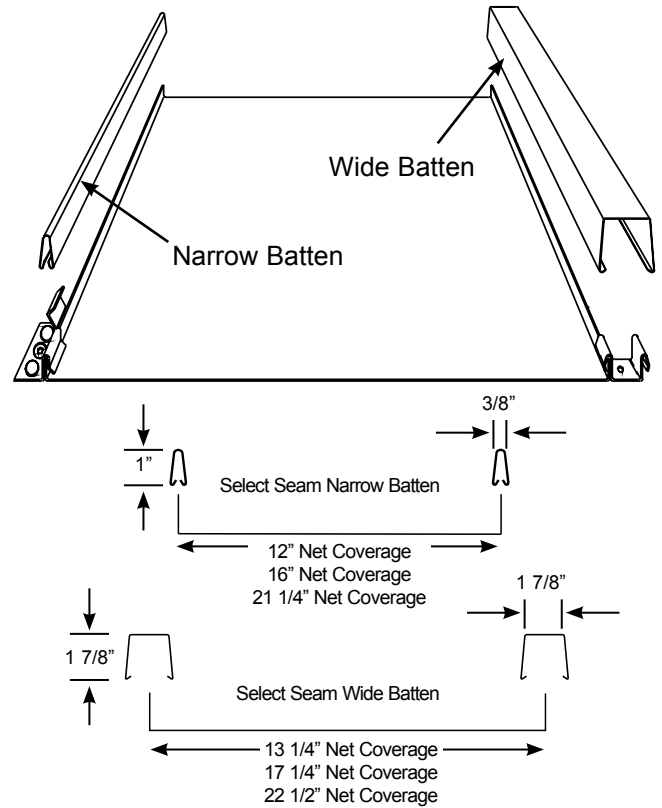
Zincalume combines the strength of steel with the corrosion resistance of aluminum for twice the life of most zinc coatings.

Select Seam is a performance-rated, non-structural, batten seam metal roof system. It's clean wide pan appearance makes it ideal for a classic architectural effect.

features | benefits

- Available in narrow batten and wide batten in the following net coverages:
 - Narrow Batten:
 - 12" coverage
 - 16" coverage
 - 21 1/4" coverage
 - Wide Batten:
 - 13 1/4" coverage
 - 17 1/4" coverage
 - 22 1/2" coverage
- UL580-Class 90 wind uplift rated.
- Narrow Batten tested for wind uplift per ASTM E1592, air infiltration per ASTM E1680, and water infiltration per ASTM E1646 with factory applied sealant.
- Optional factory applied sealant saves time in the field and assures weathertightness.
- 24 gauge Zincalume® coated steel clips. Stainless steel clips available for copper panels.
- Narrow batten panels can be field curved for radius applications (see reverse side).

Net Coverages	Weight, lbs/Sq. ft.	
	24 ga.	22 ga.
12" Coverage	1.29	1.57
16" Coverage	1.17	1.44
21 1/4" Coverage	1.11	1.36
13 1/4" Coverage	1.38	1.63
17 1/4" Coverage	1.25	1.49
22 1/2" Coverage	1.18	1.42



- Offered with subtle longitudinal striations between ribs.
- Preformed flashings and matching flat sheet available.
- Offered in a range of finishes including:
 - 24 gauge Zincalume® with the DuraTech 5000 or DuraTech *mx* (polyvinylidene flouride) coating systems.
 - Unpainted Zincalume® Plus.
 - Real 16 oz. copper.
 - Vintage®
- Available tapered for special architectural applications.
- Ideal for both new and retrofit roof applications.
- Flashing details and CSI guide specification available.

Oil Canning

All flat metal surfaces can display waviness commonly referred to as "oil canning". "Oil canning" is an inherent characteristic of steel products, not a defect, and therefore is not a cause for panel rejection.

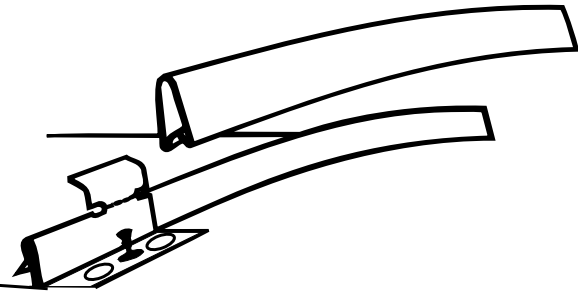


Curved Select Seam®

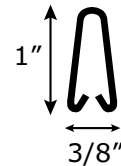
Featuring

Zincalume® For Twice the Life!

Zincalume combines the strength of steel with the corrosion resistance of aluminum for twice the life of most zinc coatings.



Curved Select Seam is a performance-rated, non-structural, batten seam metal roof system that can be curved for radius applications.



Narrow Batten

features | benefits

- Narrow Batten available in the following net coverages:
Narrow Batten: 12" coverage
 16" coverage
 21 1/4" coverage
- Convex Curves: Narrow Batten 24 ga. can be machine curved in the field to a minimum 4' radius.
- Offered in a range of finishes including:
 - 24 gauge Zincalume® with the DuraTech 5000 or DuraTech *mx* (polyvinylidene flouride) coating systems.
 - Unpainted Zincalume® Plus.
 - Real 16 oz. copper.
 - Vintage®
- Panels offered with subtle striations for a clean pan appearance.
- Zincalume® coated steel clips. Stainless steel clips are used with copper panels.
- Special underlayment is required on curved applications at areas with less than 3:12 slope.

NOTE: Factory applied sealant currently not available for Curved Select Seam Narrow Batten. Sealant is field applied by installer.

Net Coverages	Weight, lbs/Sq. ft.	
	24 ga.	22 ga.
12" Coverage	1.29	1.52
16" Coverage	1.17	1.46
21 1/4" Coverage	1.11	1.39

